

**837390**





---

		( )
		2017 1 1 2017 12 31
		2016 1 1 2016 12 31


--	--

2017 12 31

131,556,121.31

5%-30%

30%-60%

10%-30%

5%-10%

---

---


	Henan Winner Vibrating Equipment Co.,Ltd.
	837390
	1

	0373-7080334
	0373-7080334
	weimengdsh@163.com
	www.winnergroup.com.cn
	1 453700
	www.neeq.com.cn

	2000-12-04
	2016-05-30
	- - - C3511



2,857,140	29,999,970.00	2018	1	5
2,970,840	31,193,820.00	2018	2	28
				[2018]765

	185,005,645.72	120,873,612.54	53.06%
%	43.22%	40.35%	-

	-9,645,610.71	7,638,032.81	-226.28%

	-269,720.87
	199,984.03
	30,044.61
	175.64
	169,763.78

		-57,676.46		
	57,676.46			

2017 12 25

[2017]30

2017

2016

2016

-57,676.46

-57,676.46

" " " " " "

( )

3

7,923,675.80

4

12,499,433.41

( )

1.




1		185,005,645.72	64,132,033.18	53.06%
		105,049,036.83	32,946,757.94	45.69%
2				
2017	43.22%	40.35%	2.87	
1				62,674,699.13
	33.95%	45.98%		
				18,135,524.92
9.82%	44.20%			
2				
3		2017		
		33.95%		
			11.66%	9.16%
4	2017			3
3				
		17,920,976.80	3,101,319.26	20.93%
1		3,115,546.38	1,150,846.66	58.58%

2	657,295.51	359,627.13	120.81%
		2017	
3	751,858.66	227,966.91	43.51%
4	629,805.98	1,116,977.00	63.94%
2016			
5	328,923.17		
6	284,855.81	197,331.33	225.46%
2016	33% 2017	50% 2017	
7	204,112.28	89,526.91	78.13%
2017			
8	195,378.00	51,467.18	35.76%
9	111,871.70	103,371.70	1,216.14%
2017	12	10	
10	98,148.57	31,623.87	47.54%
11	61,207.47		
12	22,807.95	13,192.05	36.64%
	2% 0.8%		
13	20,000.00		
14	0.00	<	>
[2016]22			

---

	22,322,827.53	7,431,729.47	49.91%
1	8,990,315.99	5,298,046.55	143.49%
		2017	
2	3,901,836.89	1,038,977.00	36.29%
2017			
3	318,600.79	221,133.37	226.88%
4	54,292.78	49,654.88	1,070.63%
5	31,768.39	20,877.95	191.71%
2017			
5	32,298,397.17	19,859	

/		%		%
	4,855,540.03	2.62%		3.85%
	10,884,193.52	5.88%		7.80%
	62,674,699.13	33.88%		29.90%
	7,110,627.93	3.84%		6.86%
	1,020,687.21	0.55%		0.96%
	5,010,509.38	2.71%		2.85%
	64,252,809.63	34.73%		31.61%
	8,753,808.69	4.73%		8.93%
	1,937,168.19	1.05%		1.59%
	18,135,524.92	9.80%		5.23%
[REDACTED]	184,635,568.63	99.79%	[REDACTED]	[REDACTED]

[REDACTED]

(4)

1		12,733,495.41	13.79%	
2		8,844,000.11	9.58%	
3			5.92%	
4		5,111,976.12	5.54%	

		-2,780,248.68		2,226,183.02
	404,953.97			2,600,000.00
		35,215,066.24		39,768,728.73
2017		30,863,070.00	2017	2016
11,550,000.00				

( )

1

1				
1.1				
	2000			
	2016	7	12	
				12 1 A A104
	55%			
	9,459,609.48		4,883,864.37	300,846.76
2				
2.1				
	10			
	2016	11	23	
				53-55
2.2				
	1000			
	2017	6	29	

3	364,144.21	444,660.19	111,272.36
---	------------	------------	------------

2

--

( )

( )

2017 4 28

[2017]13

42

2017 5 28

2017 5 10

[2017]15

16

2017

		100%	2017	12	31	20	
2	2016	11	9				
		2016-019					
		53-55			10		2017
12	31						

( )

		"	"			"	"
							60

1		43.22%		2.87		27,546,135.24
	14,389,396.49					
2		186.37 %				49.25%
3						42,856,199.64

( )

( )

	"	"
1	"	"
2	"	"
"	"	
3	"	"

( )

1	"	"
	"	"
		"

	"				
2				"	"
		2018-2020			1500
3	"	2025	"	"	"
4	"	+"			
			CRM		
					360
5					
					+

( )

--

( )

1

2017 12 31

131,556,121.31

5%-30%

30%-60%

10%-30%

5%-10%

—



		. . ( )

	13,000,000.00	2016.11.4-2017.11.3				
	5,869,928.30	2017.1.25-2018.1.24				
	7,400,000.00	2017.10.13-2018.10.16				
	13,000,000.00	2017.10.17-2018.8.16				
	10,000,000.00	2017.10.30-2018.10.30				
	67,169,928.30	-	-	-	-	-

	36,269,928.30

2017

6	42,500,000.00	14,000,000.00
	42,500,000.00	14,000,000.00

2017

3,000.00

450.00

800.00


2016-021

2017 12 31

600.00

800.00

( )



2017

---

	300	3,000,000.00		2017 9 14	2017-036
	-	14,697,860.00	-	-	-

2016 2 23

( )

		6,683,911.00	2.25%	
		2,954,940.21	1.00%	
	-	9,638,851.21	3.25%	-

43

( )

2016	7	11		"	10		"	
			2016	4	1		"	"
			"					
							"	"
								2011
			"		"	2011	11	-2016
							4	1
			"					
			2016	6	6			6
								8
			6	24				
							7	11
			2017	1	3			
								2017
								3
30			2017	7	7			

( )

			%			%
		6,122,688	18.55%	14,336,240	20,458,928	61.99%
		1,480,932	4.49%	0	1,480,932	4.49%
		4,170,688	12.64%	10,000	4,180,688	12.67%
		0	0.00%	0	0	0.00%
		26,878,312	81.45%	-14,336,240	12,542,072	38.01%

10%

嘉兴广陵 潮投资合 伙企业	牛陆艺	王延培	王思民	王慧慧	王玲玲	王善巨等 122名自 然人股东	嘉兴黑十云 帆创业投资 合伙企业
3.88%	6.36%	0.49%	15.58%	17.95%	8.36%	45.36%	2.03%

## 河南威猛振动设备股份有限公司

2017-12-8	2018-3-23	10.50	2,970,840	31,193,820.00	32	0	0	1	0	

			%		
		4,500,000.00	6.96%	2017/2/24-2018/2/23	
		5,000,000.00	5.655%	2017/3/2-2018/3/2	
		5,000,000.00	6.525%	2017/5/15-2018/5/14	
		2,000,000.00	6.525%	2017/7/14-2018/5/26	
		3,000,000.00	6.525%	2017/10/30-2018/10/29	
		8,000,000.00	4.5675%	2017/6/9-2018/6/8	
		5,000,000.00	4.5675%	2017/6/16-2018/6/15	
		2,650,000.00	4.35%	2017/10/25-2018/10/24	
		4,100,000.00	4.35%	2017/10/13-2018/10/12	
		1,700,000.00	4.35%	2017/11/3-2018/11/2	
	-	<b>40,950,000.00</b>	-	-	-

			%		
		4,500,000.00	6.96%	2016/2/25-2017/2/24	
		5,000,000.00	6.525%	2016/5/13-2017/5/12	
		3,000,000.00	6.525%	2016/10/31-2017/10/30	

		5,000,000.00	7.2%	2016/3/2-2017/3/2	
		8,000,000.00	4.568%	2016/6/12-2017/6/11	
		5,000,000.00	4.5675%	2016/7/29-2017/7/28	
		1,000,000.00	4.568%	2016/10/9-2017/10/8	
		2,100,000.00	4.35%	2017/9/23-2017/10/1	
		<b>33,600,000.00</b>			

( )

/

	10	10	10
2017 6 26	0.83	0	0
	0.83	0	0

( )

/

	10	10	10
	1.00	0	0



		5,141,676	0	5,141,676	15.58%	0
		1,610,369	0	1,610,369	4.88%	0
		82,200	40,000	122,200	0.37%	0
		306,532	0	306,532	0.93%	0
		401,341	0	401,341	1.22%	0
		2,757,311	0	2,757,311	8.36%	0
		0	0	0	0.00%	0
		383,365	0	383,365	1.16%	0
		76,236	0	76,236	0.23%	0
	-	16,682,760	40,000	16,722,760	50.68%	0

( )


( )

	114	117
	353	323
	146	169
	68	95
	11	19

	0	0
	6	13
	81	119
	126	135
	479	456
	692	723

1			
	723	31	27
23			
2			
3			
4			

( )

		0
		0

---

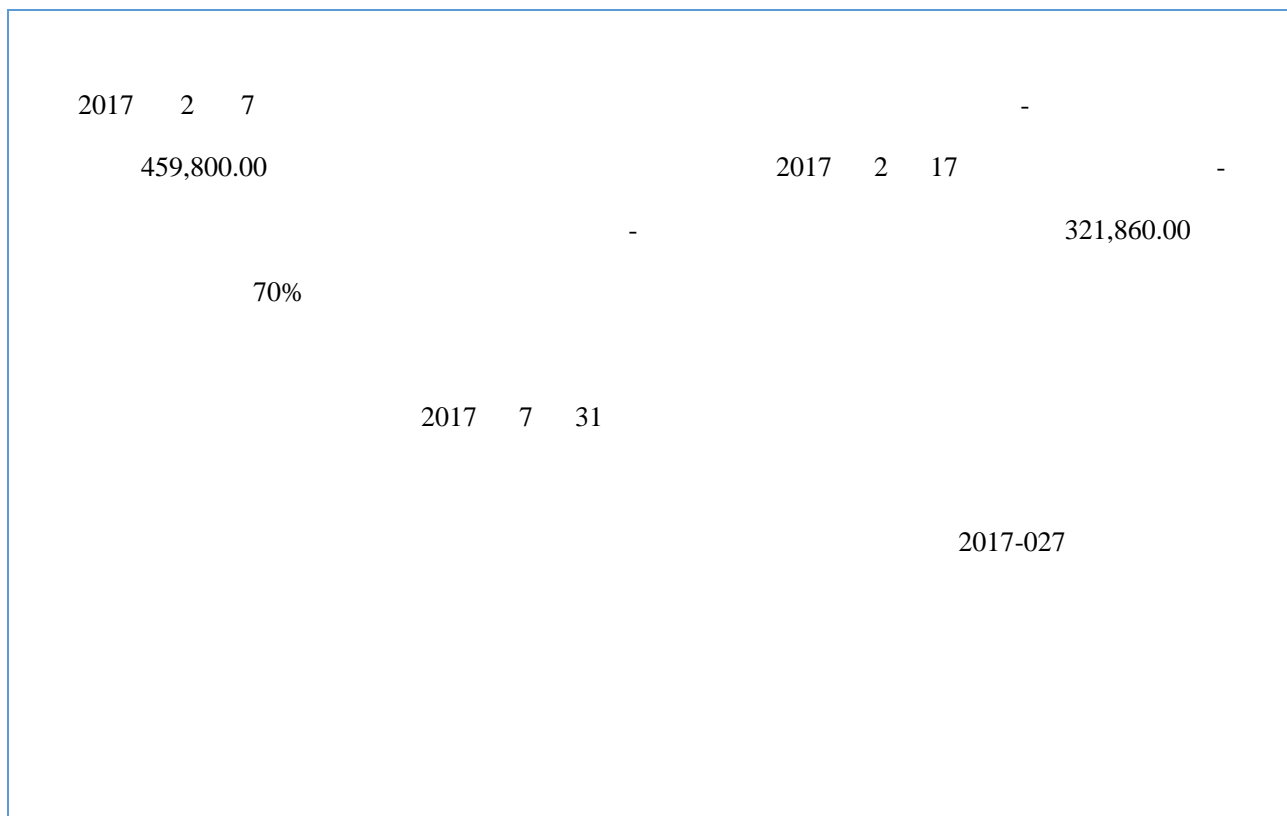
		0
		0
		0
		0
		0
		0
		0
	+	0
	+	0

		0
--	--	---

12	8	2017	2017-040	32	2017
----	---	------	----------	----	------







4

1 2017 7 10

2017

2017



7 2017 12 8

<

2      2017    3    16      2017

		> <
--	--	-----

5

--

( )

" "
-----

( )

<a href="http://www.neeq.com.cn/">http://www.neeq.com.cn/</a>
---

( )

2

3

( )

2016 6 3

<

>




2017



---

	3	18,777,409.81	13,456,087.79
	4	114,469,936.43	96,775,980.51
	5	21,193,328.67	3,226,908.57
	6	8,124,041.03	6,817,198.94



---

		140,761,053.57	87,049,593.39
	22	1,108,232.67	
	24	4,248,197.32	4,459,722.26
		5,356,429.99	4,459,722.26
		146,117,483.56	91,509,315.65
	25	33,001,000.00	33,001,000.00

	27	10,273,606.59	7,560,216.56
	28	84,853,213.01	62,909,124.15
		146,191,137.64	121,533,658.75
		4,399,022.34	4,069,448.44
		150,590,159.98	125,603,107.19
		296,707,643.54	217,112,422.84

( )


		39,176,367.82	12,000,223.62
		512,793.28	
		18,777,409.81	13,456,087.79
	1	112,315,336.43	96,775,980.51
		21,112,134.67	3,226,908.57
	2	8,002,220.83	6,576,604.22
		56,348,564.05	46,390,190.18

---

	3	4,700,000.00	4,300,000.00
		24,119,140.72	20,361,410.71
		95,718.00	642,581.75
		2,276,199.35	2,375,518.93
		3,060,784.03	3,298,390.75
		4,430,366.27	3,862,585.03
		54,800.00	
		38,737,008.37	34,840,487.17
		294,981,835.26	213,266,482.06
		40,950,000.00	31,500,000.00

---

		31,376,677.15	71,165.00

10,273,606.59

7,560,216.56

	35		41,136.99
-			
-	36	-27,705.18	-57,676.46
	37	856,044.94	
		32,298,397.17	12,438,530.50
	38	141,690.41	3,039,174.33
	39	770,046.14	448,482.37
		31,670,041.44	15,029,222.46
	40	4,123,906.20	1,872,483.71
		27,546,135.24	13,156,738.75
( )	-	-	-
1.		27,546,135.24	13,156,738.75
2.			
( )	-	-	-
1.		149,573.90	-200,011.56
2.		27,396,561.34	13,356,750.31

1.			
2.			
3.			
4.			
5.			
6.			
		27,546,135.24	13,156,738.75
		27,396,561.34	13,375,750.31
		149,573.90	-2,011.56
		0.83	0.40
		0.83	0.40

( )

	4	183,240,734.57	120,873,612.54
	4	103,717,505.07	72,102,278.89
		1,819,641.01	1,087,334.62

		4,087,866.72	3,396,288.43
	5		41,136.99
-		-27,705.18	
		856,044.94	
		31,834,875.63	12,900,826.55
		141,220.35	3,039,174.28
		770,046.14	506,158.83
		31,206,049.84	15,433,842.00
		4,072,149.56	1,875,649.43
		27,133,900.28	13,558,192.57
		27,133,900.28	13,558,192.57
1.			
2.			

	27,133,900.28	13,558,192.57
--	---------------	---------------

		28,953,432.53	25,350,003.87
		18,064,679.81	10,141,004.01
	41	27,275,640.58	14,776,207.17
		198,851,108.42	125,388,484.57
		-9,645,610.71	7,638,032.81
			5,000,000.00
			41,136.99
		10,000.00	
	41		2,600,000.00

		33,600,000.00	34,400,000.00
		4,878,554.18	2,141,188.56
	41	399,449.58	3,781,933.93
		38,878,003.76	40,323,122.49
		35,215,066.24	-4,553,662.49
		2.26	19,434.41
		22,789,209.11	2,549,739.07
		13,383,079.53	10,833,340.46
		36,172,288.64	13,383,079.53

( )

		188,156,983.09	




( )

The image shows a table with a complex structure. The top row is a wide grey bar. Below it, there are several columns of varying widths. A large blue redaction bar covers the bottom portion of the table, obscuring several rows. The visible parts of the table include a header row and several data rows, though the content is mostly hidden. The table is outlined with a thin blue border.





--	--	--	--

--	--	--	--	--	--

--	--	--	--









---

	33,001,000.00	-	-	-	18,0 Qq-104 0 1						



**2017**

[2000]36

2000 8 28

2017 12 31

33,001,000.00

914107007258089047

1

2016 5 30

2018 4 19

2017

2

2017

2014

2017 12 31

15

23" "

**1**

1 1 12 31

**2**



5

1

2



**8**

1

2

**9**

1

2





4

5



10

1

2

300

A

1	
2	

B

1	
2	

a.			
		%	%
1	1	5	5
1-2		10	10
2-3		30	30
3-4		50	50
4-5		70	70
5		100	100

3

**11**

1

2







14

1

2

			%	%
		20	5	4.75
		3-10	5	31.67-9.50
		5-7	5	19.00-13.57
		3-5	5	31.67-19.00
		3-5	5	31.67-19.00

3

4



2

3

**18**

**19**



**21**

2

3

1

**22**

1

/

2

**23**

1



3

4

**26**

1

2

3

16

2017

16

2017

2017 1 1

2017 12 25

[2017]30

2017

2016

2016

-57,676.46

-57,676.46

2

**28**

1

21

2

3







---

	42,856,199.64	19,704,340.95

---

					188,000.00
					188,000.00

4

1

		%		%	
	131,556,121.31	100.00	17,086,184.88	12.99	114,469,936.43
1	131,556,121.31	100.00	17,086,184.88	12.99	114,469,936.43
2					
	131,556,121.31	100.00	17,086,184.88	12.99	114,469,936.43

		%		%	
	110,446,171.18	100.00	13,670,190.67	12.38	96,775,980.51
1	110,446,171.18	100.00	13,670,190.67	12.38	96,775,980.51
2					
	110,446,171.18	100.00	13,670,190.67	12.38	96,775,980.51

				%
1	84,954,921.77	4,247,746.09		5.00
1 2	20,125,182.27	2,012,518.23		10.00

---

---

2,169,000.00

1-2

216,900.00

		%		%	
1	9,514,786.54	45.97	1,390,745.51	14.62	8,124,041.03
2					
	980,070.24	4.74	980,070.24	100.00	
	20,694,366.37	100.00	12,570,325.34	60.74	8,124,041.03

		%		%	
	10,199,509.59	53.94	10,199,509.59	100.00	
	8,269,061.24	43.73	1,451,862.30	17.56	6,817,198.94
1	8,269,061.24	43.73	1,451,862.30	17.56	6,817,198.94
2					
	441,667.20	2.33	441,667.20	100.00	
	18,910,238.03	100.00	12,093,039.09	63.95	6,817,198.94

	10,199,509.59	10,199,509.59	100.00%
	10,199,509.59	10,199,509.59	

			%
1	6,250,958.86	312,547.95	5.00

				%
1	2	1,313,525.03	131,352.50	10.00
2	3	1,351,034.25	405,310.28	30.00
3	4	93,243.00	46,621.50	50.00

			%
	1,771.76	1,771.76	100.00
	1,770.70	1,770.70	100.00
	7.50	7.50	100.00
	980,070.24	980,070.24	


2

477,286.25

3

4

	4,717,480.49	5,140,970.94
	5,773,958.50	











	147,896.23	387,893.16
	147,896.23	387,893.16

3

	147,896.23	
		387,893.16
	147,896.23	387,893.16

14

	54,800.00	67,000.00
		74,610.00
	54,800.00	141,610.00

15

	6,500,000.00	4,500,000.00
	26,000,000.00	27,000,000.00

	472,808.25	222,632.10
	38,579,508.38	35,975,692.30
	1,036,886.09	664,973.23
	40,089,202.72	36,863,297.63

2

1

	5,690,519.05	
	512,144.00	
	334,251.00	
	215,222.82	
	195,488.18	
	6,947,625.05	

18

1

-	1,343.61	2,196,065.61	2,195,578.50	1,830.72
	184,712.23	29,503,874.20	28,953,432.53	735,153.90

2

1	181,625.68	25,982,454.28	25,433,562.70	730,517.26
2		548,638.43	548,638.43	
3	1,742.94	752,947.93	753,164.95	1,525.92
	1,615.38	522,867.33	523,095.51	1,387.20
	25.51	168,309.27	168,307.03	27.75
	102.05	61,771.33	61,762.41	110.97
4				
5		23,767.95	22,487.95	1,280.00
6				
7				
	183,368.62	27,307,808.59	26,757,854.03	733,323.18

3

1	1,275.60	2,111,761.39	2,111,280.25	1,756.74
2	68.01	84,304.22	84,298.25	73.98
3				
	1,343.61	2,196,065.61	2,195,578.50	1,830.72

	18,033.43	18,033.43
	12,285.30	
	21,843.12	20,273.50
	193,412.96	122,900.34
	8,117,251.98	4,226,364.60

**21**

	75,835.95	





	2,739,082.45	
	84,853,213.01	62,909,124.15

	54,292.78	4,637.90
	31,768.39	10,890.44
	1,128.86	
		138.00
	22,322,827.53	14,891,098.06

**32**

	9,210,257.37	7,622,323.61
	3,115,546.38	1,964,699.72
	1,281,337.93	1,329,783.77
	657,295.51	297,668.38
	751,858.66	523,891.75
	629,805.98	1,746,782.98
	538,318.10	434,034.91
	328,923.17	
	284,855.81	87,524.48
	204,112.28	114,585.37
	195,378.00	143,910.82
	131,460.69	129,954.08
	111,871.70	8,500.00
	98,148.57	66,524.70
	94,950.38	129,626.57
	62,313.12	54,017.81
	61,207.47	
	42,431.55	
	24,929.16	24,929.16
	22,807.95	36,000.00
	20,000.00	
	16,200.50	30,367.00
	10,200.00	10,200.00

	10,000.00	
	8,737.30	5,000.00
	7,069.22	6,054.56
	960.00	
		53,277.87
	17,920,976.80	14,819,657.54

**33**

	2,139,471.73	2,141,188.56
	80,633.88	85,301.25
	-19,657.86	-24,063.88
	60,780.04	77,398.72
	99,111.29	
	2,199,071.32	2,109,222.15

**34**

	4,195,938.96	3,408,951.31
	4,195,938.96	3,408,951.31

**35**


	87,500.00	87,500.00
	229,024.94	229,024.94

)





2017

		10,000.00	10,000.00
		362,649.58	3,771,933.93
		26,800.00	
		399,449.58	3,781,933.93

**42**

1

<b>1</b>			
		27,546,135.24	13,156,738.75
		4,195,938.96	3,408,951.31
		3,027,687.90	2,830,240.29
		131,460.69	129,954.08





---

---

				100.00		
				100.00		
		2455050		2017	12	31

---

2

---

		%				
		49.82	149,573.90			4,399,022.34

---



15)

&lt;

&lt;

&lt;

&lt;

	1%	-19,037.08	-19,037.08	-20,111.76	-20,111.76
	1%	19,037.08	19,037.08	20,111.76	20,111.76

**3**

2017 12 31

7,000,000.00

2017 12 31

.....



	321,860.00	2017-2-17	2020-2-16	
	4,500,000.00	2017-2-24	2018-2-23	
	3,000,000.00	2017-10-30	2017-10-29	
	28,697,860.00			

6

7

8

		1,484,556.18	1,164,763.40

9

**6****7****1**

2017 12 31

**2**

---

---

5,869,928.30

4

2018 1 5

2018-001

100

5

2018 4 19

2017

10

1.00

3,597,184.00

2017 7 3

2017 01 5

2017 01 5

"


" " "

2017 11 17

1

50

M

			%		%
1	129,288,121.31	100.00	16,972,784.88	13.13	112,315,336.43
2					

5	740,919.54	740,919.54	100.00
	129,288,121.31	16,972,784.88	13.13

2

3,302,594.21

3



1		6,139,350.54	306,967.53	5.00
1	2	1,295,978.03	129,597.80	10.00
2	3	1,351,034.25	405,310.28	30.00
3	4	93,243.00	46,621.50	50.00
4	5	37,040.40	25,928.28	70.00
5		468,985.00	468,985.00	100.00
		9,385,631.22	1,383,410.39	14.74

				%
		119,907.37	119,907.37	100.00



---

---

	4,700,000.00		4,700,000.00	4,300,000.00	4,300,000.00
	4,700,000.00		4,700,000.00	4,300,000.00	4,300,000.00

1	
	-27,705.18
	856,044.94
	-358,634.86

" +"

, " -"

1

[2008]43

2

